



**UNITED AGAINST POVERTY**  
*St. Lucie County*



# 2022 ANNUAL REPORT

*"When we strive to become better than we are,  
everything around us becomes better too." –Paulo Coelho*

Dear Cherished Supporter,

We believe that 2022 would hold new value for the community and we were able to do just that. It was a time of renewal and growth. We built new partnerships within the community, held new events like our Trunk-or-Treat, Community Resource Fair, and hosted One St. Lucie County Faith Leaders Roundtable meetings at our Campus to bring the community together.

Our Member Share Grocery Program (MSGP) continues to assist the community to save up to 70% of their monthly grocery budget as the result of the economy and rise in food cost. We upgraded our point-of-sale system and are consistently receiving a variety of products to make sure our members have the best selection. A total of 5,671 unique households accessed food from the SLC MSGP in 2022. That saved our members \$4.55 million which is vital for other household expenses.


Our Success Training Employment Program (STEP) came off one of the best years we have seen. We brought on new staff to elevate our program. We graduated 42 individuals from Phase I of in class training. They learned emotional intelligence, (EQ), and obtained job acquisition workplace skills (JAWS). Phase II of our program is where our participants gain employment through our valuable network of employer partners. We had 25 individuals gain employment. Phase III gives participants that gained employment up to 3 years with a Success Coach to continue working on financial goals, career, and personal growth.

Our Life Enrichment Center (LEC) was busy building relationships with community partners to ensure the best resources were available to individuals. Our Crisis Stabilization team helped 6,436 households with 1,627 different services including housing or utility assistance, emergency food, health, education, and one-time referrals to obtain assistance. We also continue to assist individuals in applying for Supplemental Nutrition Assistance Program (SNAP) through Medicare and Medicaid and our partnership with the Department of Children and Families (DCF) located in our center.


None of this would have been possible without our network of individual donors, foundations, Community Advisory Board and volunteers who stepped UP and provided their time, talent, and treasures throughout the year. We thank you for your dedication and commitment to the community. Our mission would not be possible without YOU!




Gwendolyn Butson  
Chief Executive Officer



Sean Howald  
Campus Director





# BREAKING THE CYCLE OF POVERTY

## A LOOK BACK AT 2022



**6,436**

Households Served by all UP St. Lucie County Programs

**1,627**  
Units of Stabilization Services Provided in Our Life Enrichment Center



**42**

STEP Graduates

**25**



STEP Graduates Employed



An Average of

**115**

New Individuals Enrolled in our Programs each week

**30**

Workshops Helping

**222**

Individuals



Our Member Share Grocery Program Helped Families Retain

**\$4.55M**

**25**  
Families Lifted Out of Poverty

# YOUR IMPACT

Through the generous resources you entrusted to us, we were able to reach out and lift the lives of 6,436 families who would otherwise go unnoticed. Whether it's an investment of wealth, talent, or product — we pride ourselves in putting your gift to work in the most efficient way possible — right here in St. Lucie County.

## YOUR MONETARY GIFTS

For every \$1 you donated in 2022, 92.4¢ went directly to programs and activities designed to help lift our neighbors from poverty to economic self-sufficiency. This is among the best ratios nationwide for a social service organization.

92.4¢ Program Activities

3.4¢ Management & General Expenses



4.3¢ Fundraising Expenses

In 2022, Volunteers Served  
**12,848 Hours**

## YOUR GIFTS OF TIME & TALENT

Total Value of  
Volunteer Service in 2022  
**\$377,860**

\*According to Independent Sector's  
Florida Value of Volunteer Time Report

397 incredible individuals  
gave a HAND UP in 2022



## YOUR GIFTS OF PRODUCT

More than 120 generous  
Product Partners from across  
166 locations donated a  
total value of

**\$1,593,129**

in food and household items to  
our St. Lucie UP Center in 2022.



# Financial Statement

## FISCAL YEAR JANUARY 1 – DECEMBER 31, 2022

To maintain the highest level of fiscal responsibility, Kmetz, Elwell, Graham & Associates Certified Public Accountants conducts an Independent Audit of our entire organization each year. The below Revenue and Expense summary reflects financial information for the St. Lucie UP Center only.

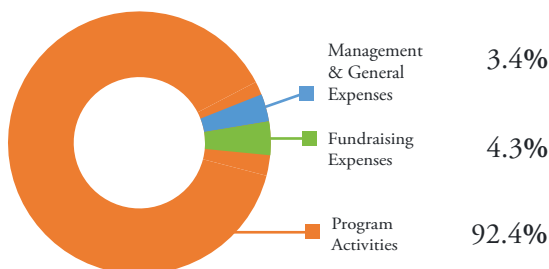
### Revenue

|   |                    |
|---|--------------------|
| Member Share Grocery Program & Redistribution | \$2,071,449        |
| Public Support                                | \$300,509          |
| Grant Revenue                                 | \$77,084           |
| In-kind contributions from Product Partners   | \$1,593,129        |
| Other Income                                  | \$42,221           |
| <b>TOTAL REVENUE</b>                          | <b>\$4,084,392</b> |

### Expenses

|                       |                    |
|-----------------------|--------------------|
| Program Activities    | \$4,036,171        |
| Management & General  | \$146,708          |
| Fundraising           | \$186,050          |
| <b>TOTAL EXPENSES</b> | <b>\$4,368,929</b> |

**7.7%**  
**ADMINISTRATIVE  
RATE**



*We are proud to operate well below the BBB Wise Giving Alliance<sup>SM</sup> Recommended Standard 35% Administrative Rate*

**The below Net Assets summary is reflective of our entire organization, including the Indian River, St. Lucie, and Orlando locations.**

### Net Assets

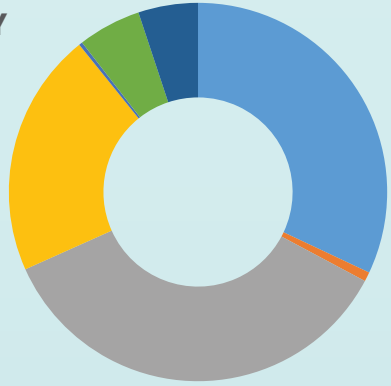
|                      |                     |
|----------------------|---------------------|
| Beginning of Year    | \$15,704,489        |
| Change in Net Assets | \$457,607           |
| <b>END OF YEAR</b>   | <b>\$16,162,096</b> |

# DEMOGRAPHICS

100% of the households served fall at or below 200% of the Federal Poverty Level.

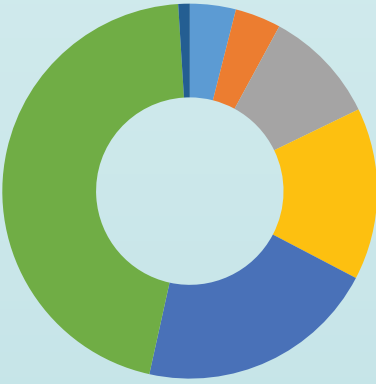
## PARTICIPANT ETHNICITY

- 35.5% ■ Caucasian
- 32.0% ■ African American
- 20.9% ■ Hispanic
- 0.8% ■ Asian
- 0.3% ■ Native American
- 5.1% ■ Other
- 5.4% ■ Not Reported



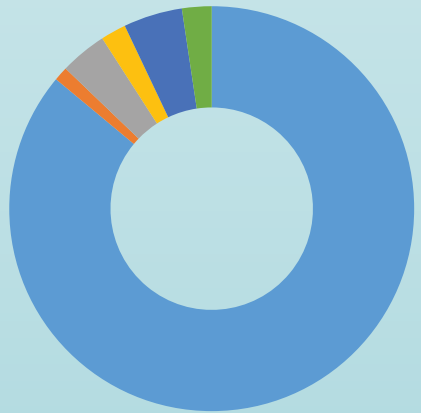
## PARTICIPANT AGE

- 3.8% ■ 0-18
- 3.6% ■ 19-34
- 10.0% ■ 35-44
- 15.0% ■ 45-54
- 21.0% ■ 55-64
- 46.1% ■ 65+
- 1.0% ■ Not Reported



## PARTICIPANT COUNTY

- 86.0% ■ St. Lucie
- 3.7% ■ Okeechobee
- 2.0% ■ Martin
- 1.1% ■ Indian River
- 2.4% ■ Other
- 4.7% ■ Not Reported



“UP is a great organization that is doing great things. I like to help by offering my time through financial literacy classes.”

-J.D., Synovus Bank



“STEP helped me to have more confidence in myself, to be more vocal and the ability to speak in front of a class. I learned how to use a computer and they made me feel like you are never too old to learn, they are so patient and kind to people.”

– Gwen Banner,  
2022 STEP Graduate

“STEP has helped me grow in so many ways and gave me the confidence and resources to go back to school. It has prepared me to get back into the workforce and be a productive member of my community.”

– Tommy Orr:  
2022 STEP Graduate

“Step helped me realize what I could do and gave me the confidence to do it. I learned how to use a computer to search and apply for jobs for the first time in my life.”

– Deborah Parks  
STEP graduate



# EVENT HIGHLIGHTS

Throughout the year, countless compassionate community members engaged with our mission in unique and meaningful ways as part of our special events. Thank you to our enthusiastic attendees, hardworking volunteers, and generous sponsors for making our 2022 events such a success!







#### 4th Annual Fools Day 5K

On Saturday March 28th at Causeway Cove Marina in Fort Pierce, UP St. Lucie held their Annual Fools Day 5k. Over 100 people joined the walk/run which was filled with fun zone features. Participants enjoyed crossing the finish line to silly string for a great cause!



#### Trunk or Treat

On October 21st UP St. Lucie held the 1st Community Resource Trunk or Treat. The event was a success with 25 organizations from the community present and over 150 families who joined us for an afternoon of sweet treats!



# 2022 THE YEAR OF CHANGE



# THANK YOU TO OUR GENEROUS INVESTORS FOR GIVING A HAND UP IN 2022!

## **\$200,000+**

*The Bernard A Egan Foundation*

## **\$25,000 - \$99,999**

*City of Fort Pierce*

## **\$10,000-\$24,999**

*PNC Foundation*

*Maximus Foundation*

## **\$2,500-\$9,999**

*Kastory Family Foundation*

*Wells Fargo Foundation*

*TD Charitable Foundation*

*Greater Cincinnati Foundation*

*Robert & Carol Weissman*

*Jim and Pat Wiencke*

*Synovus Bank*

*Mary Barrett*

*United Way of Northeast Florida*

*Robert Boeschen*

## **\$1,000-\$2,499**

*Seacoast National Bank*

*Complete Restaurant Equipment*

*Wawa Foundation*

*Craig & Jane Karraker*

*Jon Birge*

*William Becker*

*William G Ulevich*

## **\$500-\$999**

*Dewitt and Jewel Player*

*Marcia Sanders*

*Betty A Wuest*

*CSL Plasma*

*James and Meredith T Leonard*

# LIFTING LIVES

## Our Purpose

To inspire and empower people living in poverty to lift themselves and their families to economic self-sufficiency.

## Our Mission

To serve those in poverty by providing crisis care, transformative education, food and household subsidy, employment training, and placement, personal empowerment training, and active referrals to other collaborative social service providers.

## Our Vision

Communities where every family has access to basic needs, nutritional food, crisis care, education and employment training, and where everyone has the opportunity to achieve a future filled with hope and possibilities.



772-468-8543 ■ [www.upslc.org](http://www.upslc.org)  
2520 Orange Avenue ■ Fort Pierce, FL 34947

United Against Poverty is a registered 501(c)3 nonprofit. Our Federal Tax ID is 11-3697936.